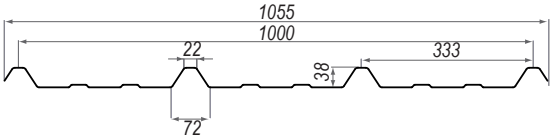
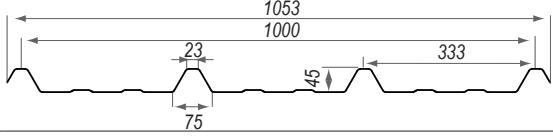
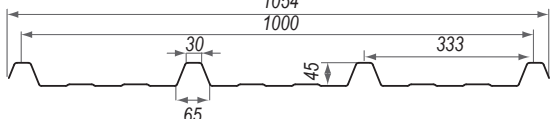


## Profiles 3/333/39 HAC - 3/333/45 NVO - 3/333/45 NRG FOR ROOFING

Product	Total width (mm)		Useful width (mm)
Ribbed 3/333/39 HAC	1055		1000
Ribbed 3/333/45 NVO	1053		1000
Ribbed 3/333/45 NRG	1054		1000

### Specifications

Ranges	RENOLIT ONDEX HR (sous AT)	RENOLIT ONDEX SOLLUX
Nominal thickness (mm)	1.2	1.0
Material	High resistance bi-stretched PVC	
Compatibility	HACIERCO 3/333/39 HAC - NERVESCO 3/333/45 NVO - NERGAL 3/333/45 NRG	
Fire classification (EN 13501-1)	B s1 d0	
Colours	Translucent	
Suitable temperature range	-40°C to + 65°C	
Maximum roof length	12 m	
Bend radius	Profile 3/333/39 HAC : 20 m - Profile 3/333/45 NVO and NRG : 18 m	
Minimum width of the bearing surface	Steel purlin : 40 mm - Wood purlin : 60 mm	
Minimum slope (DTU 40.35) (or according to specific recommendations)	Without overlapping : 7 % With overlapping : ≥ 10 %	
Maximum gap between purlins	1.5 m (see snow downloads and wind uploads table)	
Overlaps between sheets	from 200 to 300 mm (see drawing)	
Waterproofness seal - DTU 40.35 (crosswise and longitudinal)	Mandatory with a <20 % slope (French technical agreement DTU 40.35) Installed on the support to +/- 3cm below the fixing line, in discontinuous with baffles to allow any internal condensation to escape.	

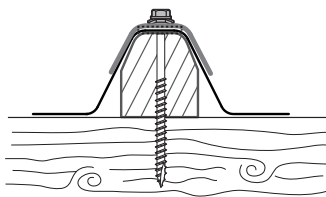
### Cutting and drilling of sheets

Cutting tool	Standard (fine tooth saw)
Compulsory pre-drilling	Ø 10 mm / conical or centre drill used at medium speed (for a clean drilling)

### Fastening

#### On the top of the large ribs

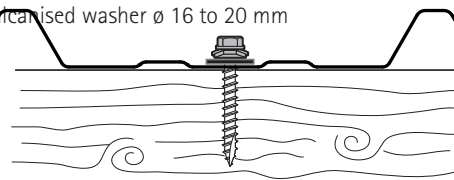
- Self drilling or self tapping screw diam. 6 to 7 mm
- Length : 100 mm for timber support
- Length : 70 mm for metal
- according to environment (corrosive atmosphere)
- Metal washer with neoprene seal or saddle + washer.
- Spacer with a suitable height for the profile

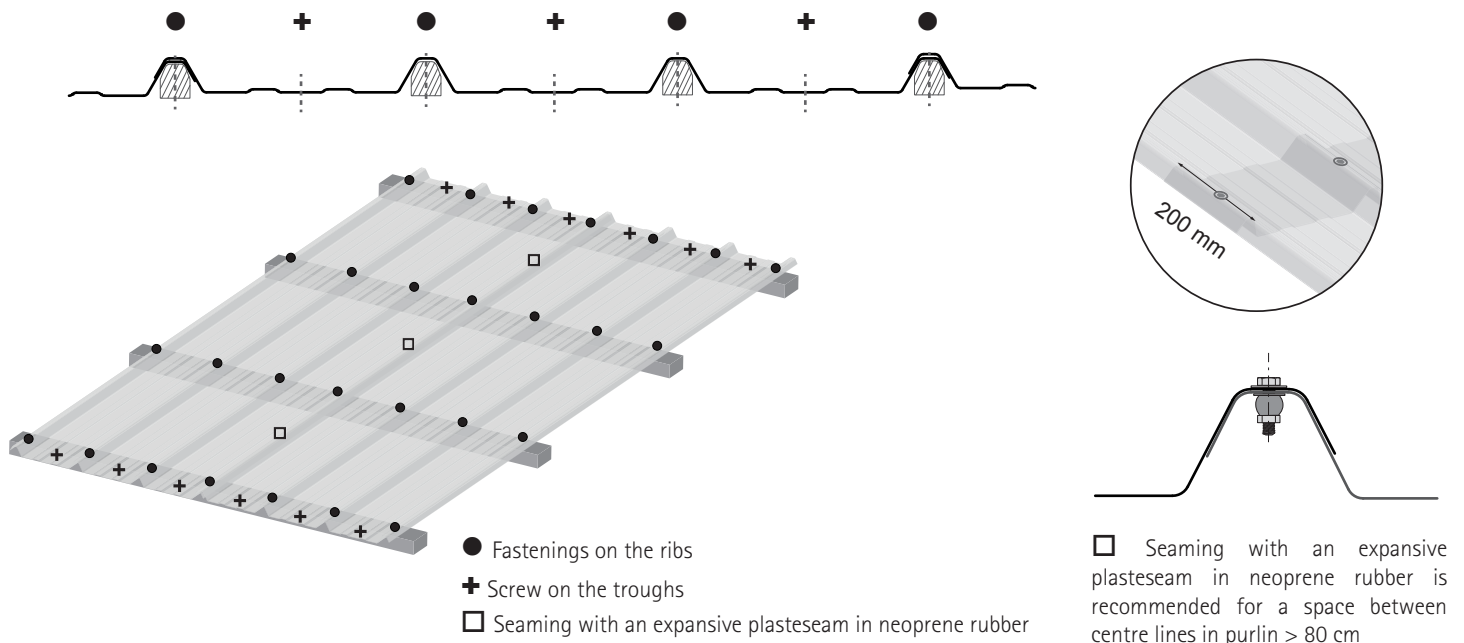


#### On the troughs of the small ribs

(at the bottom or at the top of the roof or on the overlapping with a steel sheet)

- Self drilling screw 50 mm for timber support
- Self drilling screw 25 mm for metal
- Vulcanised washer Ø 16 to 20 mm





**Recommended gap between purlins (m) – In accordance with the French regulations NV65**

Snow		Downward loads snow pressure (daN/m <sup>2</sup> )									
		40		60		80		100		120	
Range	Supports nb	2	3	2	3	2	3	2	3	2	3
HR	3/333/39 HAC	1.45	1.50	1.35	1.50	1.25	1.44	1.15	1.35	1.08	1.25
SOLLUX		1.35	1.50	1.22	1.41	1.11	1.30	1.02	1.21	0.94	1.11
HR	3/333/45 NVO Et NRG	1.50	1.50	1.45	1.50	1.35	1.45	1.25	1.40	1.15	1.35
SOLLUX		1.40	1.50	1.31	1.43	1.20	1.35	1.10	1.27	1.00	1.20

Wind		Upward loads winds depression (daN/m <sup>2</sup> )									
		40		60		80		100		120	
Range	Supports nb	2	3	2	3	2	3	2	3	2	3
HR	3/333/39 HAC	1.50	1.50	1.40	1.45	1.20	1.25	1.10	1.10	1.05	1.00
SOLLUX		1.40	1.50	1.20	1.35	1.00	1.18	0.90	1.05	0.80	0.95
HR	3/333/45 NVO Et NRG	1.50	1.50	1.45	1.50	1.35	1.50	1.25	1.35	1.15	1.15
SOLLUX		1.45	1.50	1.33	1.45	1.20	1.36	1.10	1.23	0.98	1.03

**CAUTION**

→ FOR COUNTRIES OTHER THAN FRANCE: check the admissible loads according to the calculated spans and applicable regulatory standards in the country in which the building will be constructed.

→ This synoptic data sheet is not intended to replace a more technical documentation or technical certification with installing instructions. For further information, please contact our technical support on +33 3 80 46 80 52 or our sales manager.

→ 1200 joules method of installation: Only for the HR range – 300 mm overlapping and mandatory additional fastening

 PVC 100 % recyclable product	 Protect the sheets from sunlight, wind and rain with an opaque white polyethylene tarpaulin during storage and throughout the installation	 Do not use with insulating materials	 For crystal and translucent, supports and overlapping with other dark sheets must be painted in white. This prevents overheating	 Do not step directly on the sheets
-------------------------------------	--	--	--	--